

## MRB Cost Benefit Calculator

Orange County Industrial Development Agency

Date   
 Project Title   
 Project Location

### Construction Phase - Project Assumptions

#### Project Costs

##### Project Costs

Enter total project costs:

Value

##### Local Construction Spending\*

% of locally sourced materials and labor

In-region construction spending

#### Construction Economic Impacts

Industry	NAICS	% of Total Investment	Investment by Type
Power and Communication Line and Related Structures Construction	237130	100%	\$6,548,148
[Not Applicable]	0		\$0
[Not Applicable]	0		\$0
Most projects will only have one line related to construction type.		100%	\$6,548,148

### Operation Phase - Project Assumptions

#### Jobs and Earnings from Operations

[NAICS Lookup](#)

##### Year 1 - Enter NAICS

NAICS	Count	Per Job Annual Earnings	Total Earnings
<input type="text" value="0"/>	<input type="text" value="0"/>	<input type="text" value="0"/>	\$0
<input type="text" value="0"/>	<input type="text" value="0"/>	<input type="text" value="0"/>	\$0
<input type="text" value="0"/>	<input type="text" value="0"/>	<input type="text" value="0"/>	\$0
<input type="text" value="0"/>	<input type="text" value="0"/>	<input type="text" value="0"/>	\$0
<input type="text" value="0"/>	<input type="text" value="0"/>	<input type="text" value="0"/>	\$0
<input type="text" value="0"/>	<input type="text" value="0"/>	<input type="text" value="0"/>	\$0
<b>Total</b>	0		\$0

##### Year 2

NAICS	Count	Per Job Annual Earnings	Total Earnings
<input type="text" value="0"/>	<input type="text" value="0"/>	<input type="text" value="0"/>	\$0
<input type="text" value="0"/>	<input type="text" value="0"/>	<input type="text" value="0"/>	\$0
<input type="text" value="0"/>	<input type="text" value="0"/>	<input type="text" value="0"/>	\$0
<input type="text" value="0"/>	<input type="text" value="0"/>	<input type="text" value="0"/>	\$0
<input type="text" value="0"/>	<input type="text" value="0"/>	<input type="text" value="0"/>	\$0
<input type="text" value="0"/>	<input type="text" value="0"/>	<input type="text" value="0"/>	\$0
<b>Total</b>	0		\$0

##### Year 3+ (Full Employment)

NAICS	Count	Per Job Annual Earnings	Total Earnings
<input type="text" value="0"/>	<input type="text" value="0"/>	<input type="text" value="0"/>	\$0
<input type="text" value="0"/>	<input type="text" value="0"/>	<input type="text" value="0"/>	\$0
<input type="text" value="0"/>	<input type="text" value="0"/>	<input type="text" value="0"/>	\$0
<input type="text" value="0"/>	<input type="text" value="0"/>	<input type="text" value="0"/>	\$0
<input type="text" value="0"/>	<input type="text" value="0"/>	<input type="text" value="0"/>	\$0
<input type="text" value="0"/>	<input type="text" value="0"/>	<input type="text" value="0"/>	\$0
<b>Total</b>	0		\$0

### Fiscal Impact Assumptions

Estimated Costs of Incentives

	%	Value	PILOT Term (Years)	15
Sales Tax Exemption	#####			
Local Sales Tax Rate	3.50%	\$286,257	Escalation Factor	2%
State Sales Tax Rate	4.00%	\$327,151	Discount Factor	2%
Mortgage Recording Tax Exemption				
Local	0.25%	\$0		
State	0.50%	\$0		
Total Costs		\$2,227,226	Includes PILOT exemption, calculated below.	



## Other Benefits to Public and Private Individuals - If Applicable

[illegible]

Notes

Does the IDA believe the project can be accomplished in a timely fashion?	
Yes	

# Orange County Industrial Development Agency

## MRB Cost Benefit Calculator

Date June 6, 2022  
 Project Title West Warwick Battery Storage 1  
 Project Location 63 County Highway 1 Warwick, NY



## Economic Impacts

Summary of Economic Impacts over the Life of the PILOT

### Project Total Investment

\$7,703,704

### Temporary (Construction)

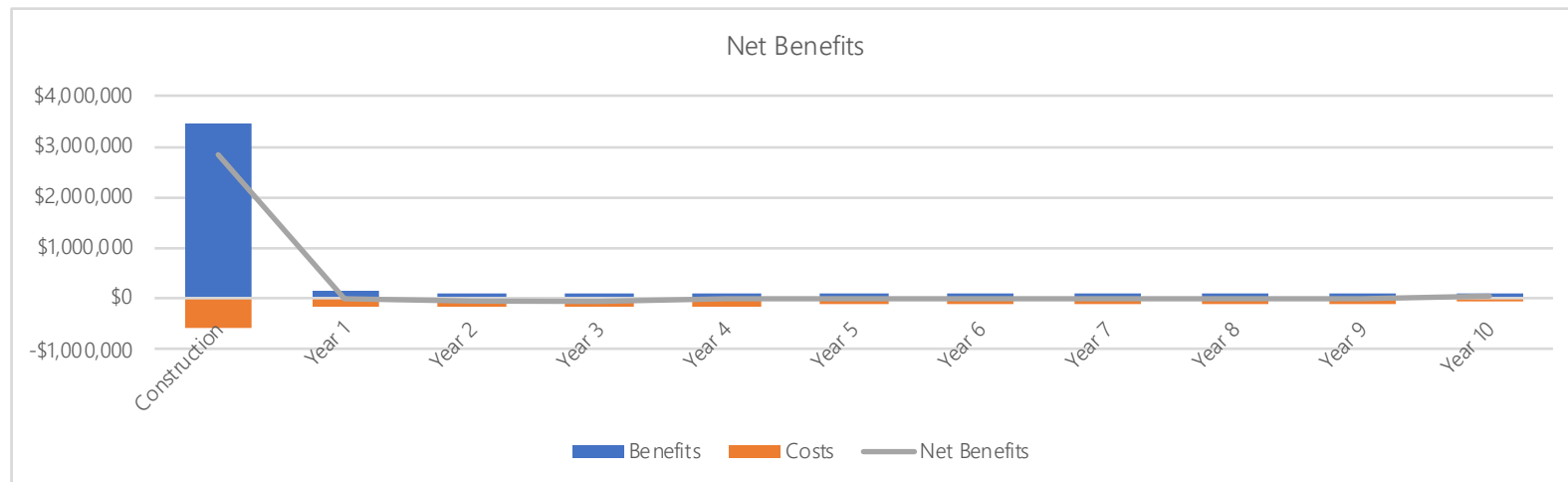
	Direct	Indirect	Total
Jobs	20	14	34
Earnings	\$2,417,279	\$840,323	\$3,257,602
Local Spend	\$6,548,148	\$2,886,321	\$9,434,470

### Ongoing (Operations)

Aggregate over life of the PILOT

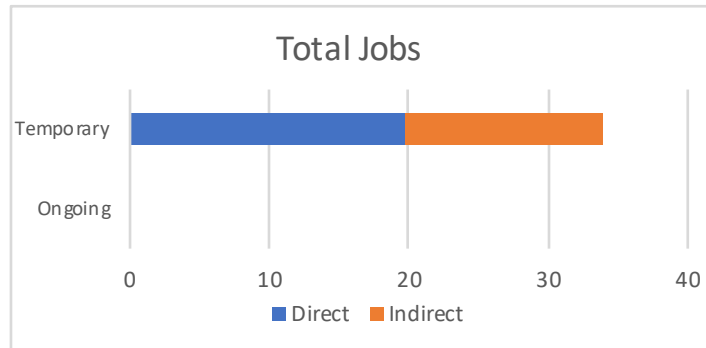
	Direct	Indirect	Total
Jobs	0	0	0
Earnings	\$0	\$0	\$0

Figure 1



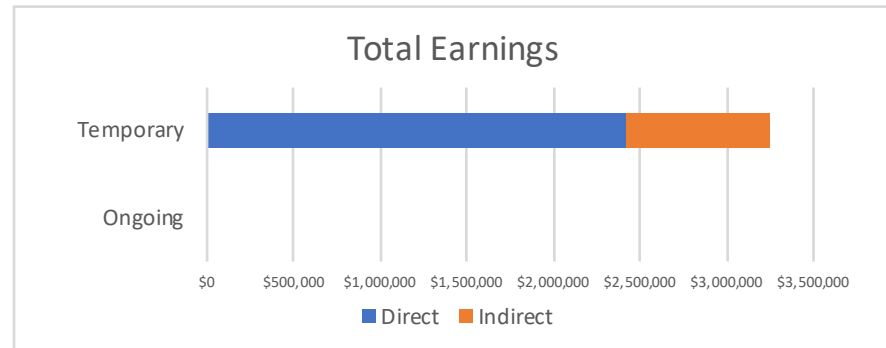
Net Benefits chart will always display construction through year 10, irrespective of the length of the PILOT.

**Figure 2**



© Copyright 2021 MRB Engineering, Architecture and Surveying, D.P.C.

**Figure 3**



Ongoing earnings are all earnings over the life of the PILOT.

# Fiscal Impacts



Cost-Benefit Analysis Tool powered by MRB Group

## Estimated Costs of Exemptions

	Nominal Value	Discounted Value*
Property Tax Exemption	\$1,613,818	\$1,427,037
Sales Tax Exemption	\$613,407	\$613,407
Local Sales Tax Exemption	\$286,257	\$286,257
State Sales Tax Exemption	\$327,151	\$327,151
Mortgage Recording Tax Exemption	\$0	\$0
Local Mortgage Recording Tax Exemption	\$0	\$0
State Mortgage Recording Tax Exemption	\$0	\$0
<b>Total Costs</b>	<b>\$2,227,226</b>	<b>\$2,040,444</b>

## State and Local Benefits

	Nominal Value	Discounted Value*
<b>Local Benefits</b>	<b>\$4,964,315</b>	<b>\$4,721,736</b>
To Private Individuals	<b>\$3,257,602</b>	<b>\$3,257,602</b>
Temporary Payroll	\$3,257,602	\$3,257,602
Ongoing Payroll	\$0	\$0
Other Payments to Private Individuals	\$0	\$0
To the Public	<b>\$1,706,713</b>	<b>\$1,464,134</b>
Increase in Property Tax Revenue	\$103,761	\$88,235
Temporary Jobs - Sales Tax Revenue	\$19,953	\$19,953
Ongoing Jobs - Sales Tax Revenue	\$0	\$0
Other Local Municipal Revenue	\$1,583,000	\$1,355,946
<b>State Benefits</b>	<b>\$169,395</b>	<b>\$169,395</b>
To the Public	<b>\$169,395</b>	<b>\$169,395</b>
Temporary Income Tax Revenue	\$146,592	\$146,592
Ongoing Income Tax Revenue	\$0	\$0
Temporary Jobs - Sales Tax Revenue	\$22,803	\$22,803
Ongoing Jobs - Sales Tax Revenue	\$0	\$0
<b>Total Benefits to State &amp; Region</b>	<b>\$5,133,710</b>	<b>\$4,891,131</b>

## Benefit to Cost Ratio

	Benefit*	Cost*	Ratio
Local	\$4,721,736	\$1,713,293	3:1
State	\$169,395	\$327,151	1:1



<b>Grand Total</b>		<b>\$4,891,131</b>	<b>\$2,040,444</b>	<b>2:1</b>
--------------------	--	--------------------	--------------------	------------

\*Discounted at 2%

**Additional Comments from IDA**

0

Does the IDA believe that the project can be accomplished in a timely fashion?

Yes

© Copyright 2021 MRB Engineering, Architecture and Surveying, D.P.C.

# **Orange County Industrial Development Agency**

## **MRB Cost Benefit Calculator**

Date	June 6, 2022
Project Title	West Warwick Battery Storage 1
Project Location	63 County Highway 1 Warwick, NY